

Course  
Transition


## Bridging the Gap

*from School to College*













Warlingham  
Sixth Form College

Year 11 > Year 12 Transition  
Summer Term  
A Level Spanish



# TABLE OF CONTENTS

		Page No
	Course Overview	1-2
	Our Expectations	3-4
	Using Cornell Notes	5
	Review / Revise	6
	Watch	7
	Listen to	8
	Read	9
	Research	10
	Complete	11
	Appendices / Resources	12



# COURSE OVERVIEW

**Course Title:** AQA A Level Spanish (7652)

## Why study a language for A Level?

There are many good reasons to study languages at A Level, including the skills you'll learn, the travel opportunities, the career paths you can take and the business advantages. Do you have a curiosity about other cultures? Are you good at grasping grammar? Consider studying languages at A Level! Speaking more than one language, even if only to A Level standard, can open doors for both study and work opportunities, and is seen as a valuable asset to many companies.

A Level Spanish is also a facilitating subject for university entrance. Facilitating subjects are the subjects most commonly required or preferred by universities to get on to a range of degree courses. They help you keep your options open when choosing a degree, and many of the top universities will ask you to have at least one A Level in a facilitating subject when you apply.

## What skills will you gain from studying an A Level in Spanish?

An A Level in Spanish will enable students to:

- Enhance their linguistic skills and promote and develop their capacity for critical thinking
- Develop their confidence and ability to interact effectively, developing communication strategies
- Engage critically with intellectually stimulating texts, films and other materials in the original language
- Develop knowledge about matters central to the society and culture of Spanish speaking countries
- Foster their ability to learn other languages
- Equip themselves with transferable skills such as autonomy, resourcefulness, creativity, critical and analytical thinking
- Develop as independent researchers

**Course entry requirements:** Grade 6 or above at GCSE

## Which topics will you study?

**In Year 1 (Year 12)** you will study the following topics:

1. Aspects of Hispanic-speaking society.
  - Modern and traditional values.
  - Cyberspace.
  - Sex equality.





# COURSE OVERVIEW

## Which topics will you study (cont'd)?

### 2. Artistic culture in the Hispanic world

- Idols' influence
- Spanish identity
- Cultural heritage


## Year 2 (Year 13)

### 1. Multiculturalism in Hispanic society

- Immigration
- Racism
- Coexistence of cultures

### 2. Aspects of political life in the Hispanic world

- Young people today, citizens of tomorrow
- Monarchies and dictatorships
- Popular movements



## Assessment scheme

Paper 1: listening, reading and writing (2hrs 30mins) – 50%

Questions in Spanish to be answered in Spanish

Translation from Spanish to English and from English to Spanish

Paper 2: writing (2hrs) – 20%

Questions on texts and films

Paper 3: speaking (21-23 mins) – 30%

Discussion on a prepared stimulus card (5-6 mins)

Presentation on individual research project (9-10 mins)

## What did our current students choose to study?

They chose:

The film “Volver” by Pedro Almodóvar

The book “La Casa de Bernarda Alba” by Federico García Lorca





# OUR EXPECTATIONS

## College Expectations for Academic Success

The College will work closely with all students and parents to create a purposeful, creative and stimulating environment in which students are encouraged to fully develop - both academically and personally.

We will expect you to take responsibility for your own behaviour and learning. The current College Committee along with the student body have discussed and agreed that students should commit to:

- Ensuring academic success through regular attendance and punctuality at all required registrations, lessons, supervised study lessons and Inspire Periods. Attendance which drops below 95% reduces Key Stage 5 performance by at least one grade, so it is taken very seriously.
- Completing all set tasks on time to the best of your ability, making full use of study periods and homework to enable you to meet all deadlines.
- Using study time effectively by bringing all required equipment and resources with you and making full and regular use of the College study rooms and LRC, respecting the need for silent studying conditions.
- Working closely with all your teachers to develop an effective working relationship based on mutual respect and discussing your work with them on a regular basis and meeting targets set.
- Developing your skills as an independent, self-evaluative learner and work closely with your tutor in monitoring and discussing your academic progress. As an independent learner, if you miss a lesson, it is your own responsibility to find the teacher and catch up with the work missed.
- Organising your work efficiently and effectively into folders for each subject, making full use of individual subject expectations and using Cornell Notes daily to ensure work in your folders is relevant and meaningful.
- Keeping mobile phones out-of-sight in all classrooms and during assemblies so that lessons are not disturbed and/or important information is missed.
- Attending all parents' evenings and arrange appointments with your teachers to discuss your progress and work.



# OUR EXPECTATIONS

## Course-specific Expectations for Academic Success

- Attend all lessons. If not able to attend please inform your teacher by email so that work can be sent to you. You are expected to catch up all work missed.
- Attend all speaking lessons with the Language Assistant and/or your teacher.
- Bring your folder to every lesson, and ensure your notes are correctly organised as per your teachers' instructions.
- Ensure all work is handed in on time.
- Act promptly on feedback
- Contribute positively and willingly to discussions and other activities.
- Listen to the opinions of others with respect and courtesy.
- Complete independent study each week, you should expect to spend at least 3-4 hours each week.



# USING CORNELL NOTES



The Cornell Notes system is a note-taking system devised by Walter Pauk, an education professor at Cornell University. It is a proven method that establishes a more effective learning process.

It is designed to help the user think and reflect upon the notes they have made as well as making them more useful for revision purposes.

Please [click here](#) to watch a video that explains how to take Cornell Notes properly.

## Using Cornell method for learning a language:

To help you understand how to use these notes for Spanish please [Read](#) this article of a student sharing his experience of language learning and using the Cornell method for taking notes.





# REVIEW / REVISE

Revising your grammar and your vocabulary will help you feel more confident when you start in September. The key for your revision is to adopt the motto “**LITTLE and OFTEN**”.

## Grammar

Revise your tenses, and verb endings. You can use the following websites to help you:

<https://conjuguemos.com/activities/spanish/verb/1>

<https://www.languagesonline.org.uk/Hotpotatoes/spanishindex.html>

<https://www.bbc.co.uk/bitesize/topics/zmgrxyc>

Complete grammar exercises, and use the games to practise and memorise your verb endings.

## Vocabulary

Your school may have given you access to VocabExpress (you will need your username, password and school code).

Keep revisiting each unit both from Foundation and Higher.

You can also use Quizlet to revise your vocabulary. You will not need to log in but access is free.

Start with Unit 1, type in the search browser “AQA GCSE Spanish unit 1”. Then change to unit 2, and so on....








# WATCH


- Watch this [video](#) from the British Council and make notes on the benefits of learning a language:



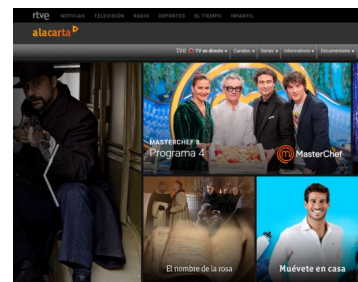
- Our first year we will start studying the film *Volver* by Pedro Almodóvar:
  - watch the [trailer](#)
  - translate the title
  - what do you think the film is about? Where is it taking place exactly?
  - which Spanish religious customs are mentioned in the trailer?



- [Watch](#) Spanish short films:
  - choose one and write a summary of the plot.



- [TVE](#) is a Spanish television channel broadcasting various channels as well as Live radio
  - go and explore the various programmes from news to sport, music, culture, gastronomy with "Master Chef", etc...
  - choose a programme of your liking and watch on a regular basis



- How to stay motivated when learning a language:  
<https://www.youtube.com/watch?v=l57XikZUURU&feature=>



# LISTEN TO

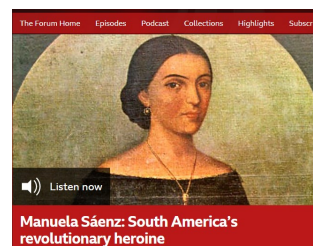
Besides the obvious benefit of being able to speak and listen to Spanish without any trouble, there are some less obvious benefits that come along with honed listening comprehension skills:

- your accent sounds more Spanish, and
- learning new vocabulary happens almost by osmosis.

As you listen, you'll pick up new vocabulary all the time. Some of it will stick, and some won't, but you'll be surprised how much you retain. Many of the words you learn might show up in something you read and you'll know what it means without thinking about it.

## Here are a few activities to help you practise:

- Listen to and watch this [video](#) to give you an idea of how different Spanish-speaking people can sound, depending on their country. Research regional accents in Spain.
- Listen to this BBC [Podcast](#) about Manuela Sáenz, this 19th century Ecuadorian revolutionary heroine. (You will need to sign in to the BBC website, but it's free and easy.)
- Listen to [songs](#) in Spanish. Many of you will be familiar with the <https://lyricstraining.com/es/>. Choose a song and select the karaoke version to sing along first with the lyrics. You can then play by choosing with level of difficulty. The more difficult the level, the more words you will have to listen to and type to fill in the gaps when the song starts playing. A great way to practice your listening skill.
- Listen to Spanish [radio](#)
- Watch films in Spanish with subtitles. You can start with English subtitles to help you understand the plot, but then watch it again with Spanish subtitles. Here is a list of films we suggest for you:
  - ⇒ El laberinto del fauno by Guillermo del Toro (2006)
  - ⇒ Ocho apellidos vascos by Emilio Martínez-Lázaro (2014)
  - ⇒ María, llena eres de gracia by Joshua Marston (2004)
  - ⇒ Abel by Diego Luna (2010)
  - ⇒ Las 13 rosas by Emilio Martínez-Lázaro (2007)



rtve



# READ

It might seem daunting, but reading is one of the best ways to improve your Spanish. It's a great way to pick up new vocabulary, especially for your written Spanish.


You might not understand everything 100%, and that's OK, but the process of looking up words and digesting sentence structures will push your Spanish to the next level.

## Activities and materials we have selected for you

### Uruguay: Cuando éramos niños

Read and listen to this poem by Mario Benedetti and complete the activities listed below:

- Which tense is used in this poem?
- What is the verb used in the title of the poem?
- Translate the poem



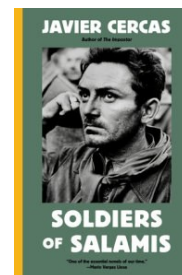
### Papelucho by Marcela Paz

Papelucho is an 8 year-old boy living in Santiago, Chile. The book is written in first person narrative, as Papelucho's diary. It is an easier read because it's all about everyday life through Papelucho's eyes.



### Soldados de Salamina (Soldiers of Salamis) by Javier Cercas

If you are interested in learning more about Spanish Civil War, this is your book! Don't be scared of learning Spanish through history. This story is a short novel and it uses an easy language, so you will be able to understand most of it. There is also a film adaptation you can watch, or read the book in English first.





# RESEARCH

For the A Level Spanish speaking exam students will need to identify a subject or a key question which is of interest to them and which relates to a country or countries where Spanish is spoken. It could be on one of the themes or sub-themes or to one of the works. (See pages 1 and 2 of this booklet).

Here are a few examples of research topics our previous students chose:

- Why are there so many official languages in Spain nowadays?
- What is the legacy of the Caliphate/the Omeya dynasty in modern Spain today?
- Are Spanish people still controlled by the Francoism?
- Throughout its history how have the attitudes of Spanish people changed towards homosexuality?
- An analysis of the history, role and future of swimming in Spain.
- How have the attitudes towards Bull fighting in Spain changed since its origin?
- To what extent is media representation of drug trafficking and gang culture a true reflection of the Colombian society?
- How has the Mexican government tackled the drug crisis over the last decade? What is its impact on Mexican society?

You can also find more examples from AQA [here](#).



Now your turn:

- Identify a topic of interest to you, relating to Spain or a Spanish-speaking country.
- Research internet sources (but NOT Wikipedia) and make a list.
- Make notes of the facts, dates, but also add your personal opinion to the topic (there is no right or wrong answer when it comes to your personal views).

## Investigación





# COMPLETE

## Grammar

Complete exercises from this [section](#) of Spanish grammar using the website Languages online.

Complete exercises from the of BBC bitesize grammar section [here](#).

## Vocabulary

Using VocabExpress and/or Quizlet to revise your vocabulary starting from Unit 1 of the AQA GCSE course.

## Research

Having read page 10, please complete the following activities:

- Identify a topic of interest to you, relating to Spain or a Spanish speaking country
- Research internet sources (but NOT Wikipedia) and make a list
- Make notes of the facts, dates, but also add your personal opinion to the topic (there is no right or wrong answer when it comes to your personal views)

## Watch

Complete activities set on page 7

## Listen to

Complete activities set on page 8

## Read

Complete activities set on page 9



# APPENDICES / RESOURCES

Listed below are the links to online resources which will help you revise and review work you have undertaken in Year 11. These links will also help you explore the subject further and prepare you for the new venture you are to embark on.

**Cornell notes for studying a language:** <https://studywithbee.com/2019/09/15/cornellnotes/>

## **Grammar:**

<https://conjuguemos.com/activities/spanish/verb/1>

<https://www.languagesonline.org.uk/Hotpotatoes/spanishindex.html>

<https://www.bbc.co.uk/bitesize/topics/zmgrxyc>

## **Vocabulary:**

<https://www.vocabexpress.com/login/>

<https://quizlet.com/subject/AQA-GCSE-Spanish-unit-1/>

## **Videos from the British Council:**

<https://www.youtube.com/watch?v=nQJ8HPrFkSI>

<https://www.youtube.com/watch?v=l57XikZUURU&feature=>

**For the film “Volver”:** <https://www.youtube.com/watch?v=ABSvppyQGdE>

**For the poem:** <https://www.youtube.com/watch?v=lvmdXxug28>

**To watch Spanish speaking television:** <https://www.rtve.es/television/>

## **To watch Spanish short films:**

<http://freespanishshortfilms.com/>

<https://vimeo.com/channels/spanishshortfilms>

**To listen to Spanish radio:** <https://www.rtve.es/radio/>

**To listen to BBC Podcast:** <https://www.bbc.co.uk/programmes/w3csyp5c>

**Songs on Lyricstraining:** <https://lyricstraining.com/es/>